

Sunday, July 08, 2001 11:17AM

MODEL	BODY/ENGINE (1)	ENGINE (2)	SYSTEM	SYSTEM
Accord	CB7	2.2L (F22A1)(4)	MPI	Magnetic
	CB7	2.2L (F22A6)(5)	MPI	Magnetic
	CB9	2.2L (F22A1)(4)	MPI	Magnetic
	CB9	2.2L (F22A6)(5)	MPI	Magnetic
Civic	EH2	1.5L (D15B7)	MPI	Magnetic
	EH2	1.5L (D15B8)	MPI	Magnetic
	EH2	1.5L (D15Z1)(6)	MPI	Magnetic
	EH3	1.6L (D16Z6)(6)	MPI	Magnetic
Civic Del Sol	EG1	1.5L (D15B7)	MPI	Magnetic
	EH6	1.6L (D16Z6)(6)	MPI	Magnetic
Prelude	BA8	2.2L (F22A1)	MPI	Magnetic
	BB1	2.2L (H22A1)	MPI	Magnetic
		(6)(7)		
	BB2	2.3L (H23A1)	MPI	Magnetic
		(6)(7)		

(1) - Body/Engine ID is the fourth, fifth and sixth digits of VIN number.

(2) - Engine code is the first 5 characters of the 12 characters stamped or tagged on engine block.

(3) - Ignition timing is controlled by Engine Control Module (ECM).

(4) - With single intake and exhaust manifolds.

(5) - With dual intake and exhaust manifolds.

[illegible]

## VIN DEFINITION

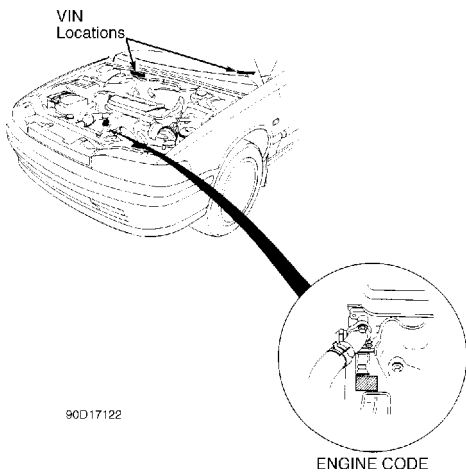
(VIN)	J	H	M	C	B	7	6	6	*	P	C	0	0	0	0	0	1
	1	2	3	4	5	6	7	8	9	10	11	12	13	14	15	16	17

- 1 - Indicates Nation of Origin.
- 2 - Indicates Manufacturer.
- 3 - Indicates Vehicle Type
- 4-6 - Indicates Body/Engine Type.
- 7 - Indicates Body and Transmission Type.
- 8 - Indicates Vehicle Grade.
- 9 - Indicates Check Digit (0-9 or X).
- 10 - Indicates Model Year.
- 11 - Indicates Assembly Plant.
- 12-17 - Indicates Plant Sequential Number.

## MODEL YEAR VIN CODE APPLICATION TABLE

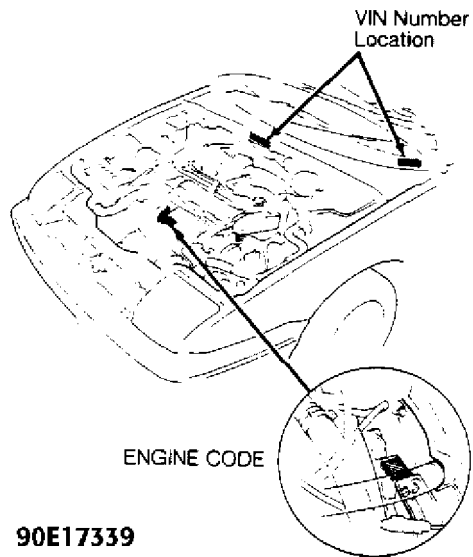
VIN Code			Model Year
M	.....		1991
N	.....		1992
P	.....		1993

## ENGINE CODE LOCATION



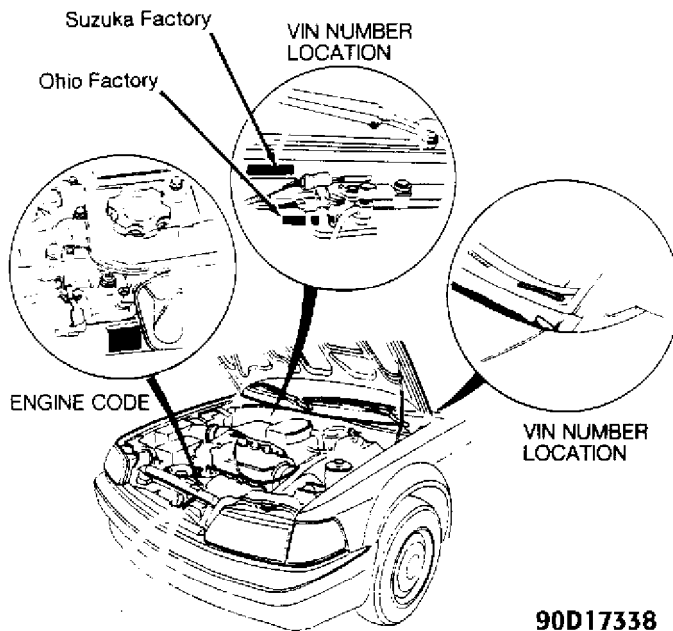
ENGINE CODE

**Fig. 1: Accord Engine Code Location**  
Courtesy of American Honda Motor Co., Inc.



90E17339

**Fig. 2: Prelude Engine Code Location**  
 Courtesy of American Honda Motor Co., Inc.



90D17338

**Fig. 3: Civic & Civic Del Sol Engine Code Location**  
 Courtesy of American Honda Motor Co., Inc.

END OF ARTICLE